






## STRUCTURE

	<b>INNER CONDUCTOR</b>	Plain Copper	0.95	Ø mm
	<b>DIELECTRIC</b>	Gas Injected Skin-Foam-Skin Polyethylene	2.80	Ø mm ± 0.10
	<b>SHIELD</b>	ALL + PET + ALL Adhesive Tape Coverage 100 %	0.12	mm
	<b>BRAID</b>	Tinned Copper Coverage 94%	144 x 0.10	mm
	<b>SHEATH</b>	Flame Retardant Non-Corrosive Thermoplastic Free of Halogens, Colour Black	5.00	Ø mm ± 0.10

## ELECTRICAL DATA at 20 °C

<b>Impedance</b>	50 Ohm ± 1.5
<b>Capacitance</b>	84 pF/m
<b>Velocity ratio</b>	80 %
<b>Resistance</b>	
- inner conductor	25.2 Ohm/km
- braid	11.9 Ohm/km
<b>Tension</b>	
- sheat spark testing	4.5 kV

## MECHANICAL DATA

<b>Cable weight</b>	38.6 kg/km
- copper	16.9
- plastic	20.2
<b>Minimum bending radius</b>	
- single	Ext x 5
- repeated	Ext x 10
<b>Temperature range</b>	-30 ... +70 °C

### Attenuations dB/100m · Max. power rating W

MHz	5	10	30	50	150	220	450	600	800	900	1000	1500	1800	2000	2500	3000	5200	5800
dB	2.7	3.6	6.0	7.7	12.5	15.2	22.2	26.0	30.3	32.2	34.4	43.1	47.6	50.6	56.7	62.4	85.9	91.4
W	1980	1400	808	626	361	298	209	181	157	151	140	114	104	99	89	81	61	58

### Structural return loss dB

MHz	30 - 450	450 - 1000	1000 - 2000	2000 - 3000	3000 - 4000	4000 - 5800
dB	> 25	> 23	> 22	> 19	> 16	> 13

### Screening effectiveness dB

MHz	100 - 900	900 - 2000	2000 - 3000
dB	> 90	> 80	> 70

If not otherwise declared, all values are nominal. Changes in design and construction due to technical progress without notice.